

This book belongs to

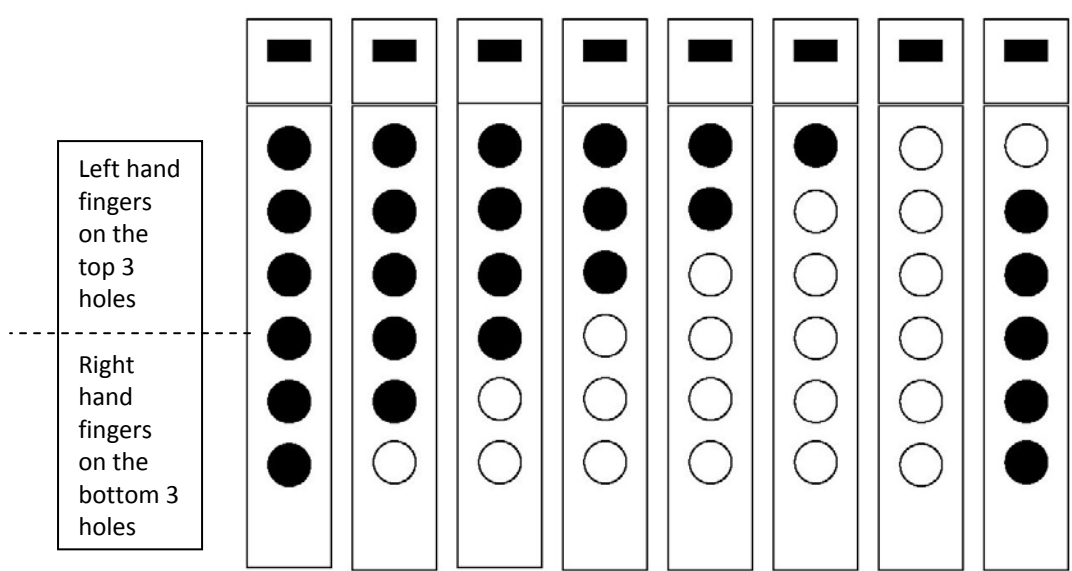
Whistle number

Feddan
Manx Music for Whistle
Kiaull Manninagh son Feddan

Produced for Culture Vannin (Manx Heritage Foundation)
and the Isle of Man Music Service
by Chloë Woolley 2010 (revised 2013)

Whistle Finger Chart - D major Scale

D E F# G A B C# D'



Left hand fingers on the top 3 holes

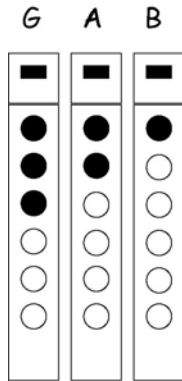
Right hand fingers on the bottom 3 holes

Feddan, pronounced 'FEthan', is Manx Gaelic for whistle!

6 5 4 3 2 1 0 6'




Mary Had a Little Lamb




Mary had a little lamb, little lamb, little lamb,
 1 2 3 2 1 1 1 2 2 2 1 1 1

Mary had a little lamb, its fleece was white as snow.
 1 2 3 2 1 1 1 1 2 2 1 2 3



	3	2	1																
	B	A	G	A	B	B	B	A	A	A	B	B	B						
	1	2	3	2	1	1	1	2	2	2	1	1	1						
	B	A	G	A	B	B	B	B	A	A	B	A	G						
	1	2	3	2	1	1	1	1	2	2	1	2	3						



Bee dty Host [Hush]



Hush thee, hush thee, lovely boy, Vabban veg, vac Yee.
 3 2 1 1 2 3 2 1 2 2 3 1 2

Sleep, O sleep my little one, Caddil oo, my chree!
 3 2 1 1 2 3 2 1 2 2 1 2 3

3 2 1

G A B B A G A B A A G B A

3 2 1 1 2 3 2 1 2 2 3 1 2

G A B B A G A B A A B A G

3 2 1 1 2 3 2 1 2 2 1 2 3

This is a lullaby so sing and play it gently

Bee dty Host *duet part (counter-melody)*

E	F#	G	A	B
■	■	■	■	■
●	●	●	●	○
●	●	●	○	○
●	●	○	○	○
●	○	○	○	○
○	○	○	○	○
5	4	3	2	1

Hush thee, hush thee, lovely boy, Vabban veg, vac Yee.
 3 4 3 3 4 5 4 3 4 4 5 3 4

Sleep, O sleep my little one, Caddil oo, my chree!
 3 4 3 3 4 5 4 3 4 4 3 4 3

G F# G G F# E F# G F# F# E G F#

3 4 3 3 4 5 4 3 4 4 5 3 4

G F# G G F# E F# G F# F# G F# G

3 4 3 3 4 5 4 3 4 4 3 4 3

The Cormorant

Musical staff 1 (treble clef, 4/4 time):

Notes: A A A A B A G F# G G G B A G F# E

Fingering: 2 2 2 2 1 2 3 4 3 3 3 1 2 3 4 5

Musical staff 2 (treble clef, 4/4 time):

Notes: D D E E F# F# G D D E E F# E D

Fingering: 6 6 5 5 4 4 3 6 6 5 5 4 5 6

Diagram for fretting the notes D, E, F#, G, A, B on the 6th string:

D	E	F#	G	A	B
■	■	■	■	■	■
●	●	●	●	●	○
●	●	●	●	○	○
●	●	●	○	○	○
●	●	○	○	○	○
●	○	○	○	○	○
6	5	4	3	2	1



duet part

Musical staff 3 (treble clef, 4/4 time):

Notes: A A B B G G A A

Fingering: 2 2 1 1 3 3 2 2

Musical staff 4 (treble clef, 4/4 time):

Notes: A A A B A A A A

Fingering: 2 2 2 1 2 2 2 2

Smuggler's Lullaby

f (forte) play loudly
p (piano) play softly/quietly

D E F#G A A G G F# D D E F#G A A D' A

f 6 5 4 3 2 2 3 3 4 6 *p* 6 5 4 3 2 2 6' 2

D E F#G A A G G F# D D E F#G A D E D

f 6 5 4 3 2 2 3 3 4 6 *p* 6 5 4 3 2 6 5 6

D' F# E E F# D E F#G A D E D

f 6' 4 5 5 4 *p* 6 5 4 3 2 6 5 6

D E F# G A B C# D'

6 5 4 3 2 1 0 6'

duet part

D D G D D D G A D D G D

f 6 6 3 6 *p* 6 6 3 2 *f* 6 6 3 6

D D A D D D A D D D A D

p 6 6 2 6 *f* 6 6 2 6 *p* 6 6 2 6

More Manx tunes to play!

Mary had a Little Lamb Counter-melody

Play this as a duet with the normal tune

Musical notation for "Mary had a Little Lamb Counter-melody" in 4/4 time. The first staff has notes: D', D', B, D', B, G, G, F#, D, D, B, G, G. The second staff has notes: D', D', B, D', B, G, G, G, F#, D, G, F#, G. Fingerings are indicated by numbers 1-6 and 6' below the notes.

The Crabfish



Musical notation for "The Crabfish" in 4/4 time. The first staff has notes: A, F#, A, A, A, B, G, G, G, G, G, G, A, E, F#. The second staff has notes: D, D, E, E, F#, G, A, F#, F#, E, E, D, D, D. Fingerings are indicated by numbers 1-6 and 2-5 below the notes.

Spin Wheel Spin

Repeat Mark
- play again!

A A F# B G G E A F# F# G G E D E F# D

2 2 4 1 3 3 5 2 4 4 3 3 5 6 5 4 6

This song can be performed
as a 3 part Round

Cuckoo! Cuckoo!

Cuckoo! Cuckoo! He is singing for you.
I said Shoo! Shoo! and away he flew.
I've baby to sing for as well as for you.

① D' A D' A F#E D D E F# ② A A F# A A G

6' 2 6' 2 4 3 6 6 5 4 2 2 4 2 2 3

F# G A ③ F# F# F# D F# F# D A A A D

4 3 2 4 4 4 6 4 4 6 2 2 2 6

Traa dy Gholl dy Valley [Time to go Home]

1. Traa dy gholl dy valley,

6 6 6 6 4 2

Traa dy gholl dy valley;

6' 6' 6' 6' 1 2

Ho ro, Ho ro,

6' 6' 1 2

Traa dy gholl dy valley!

4 3 2 4 5 6

duet part 1

duet part 2

2. Ny jarrood dty choaat nish!... [Don't forget your coat now!]

3. Immee gys y dorrys! ... [Go to the door!]

Copy out the notes below:

A musical staff in treble clef showing a sequence of notes: D, E, F#, G, A, B, C#, and D'. Below each note is a number indicating the finger to use: 6, 5, 4, 3, 2, 1, 0, and 6' respectively. The notes are placed on the following lines of the staff: D on the 4th line, E on the 5th line, F# on the 4th line with a sharp sign, G on the 3rd line, A on the 2nd line, B on the 1st line, C# on the 1st line with a sharp sign, and D' on the 6th space.

Try composing your own tune using the notes above:

1. Experiment (improvise) with the notes and work out the tune in your head first.
2. Write down the numbers or letters below the music lines - try to have 4 beats in each bar.
3. Write the music notes in on the 5 lines (stave).

My tune is called:

Two blank musical staves in treble clef, each divided into four measures. The top staff has a 4/4 time signature. Below the top staff is a dashed line. Below the bottom staff is another dashed line.

Feddan/Whistle	SKILL CHART	Tick ✓
Lesson one	I know how to hold my whistle	
	I can play note B (1) with a clear tone	
	I can copy rhythms using note B (1)	
Lesson Two	I can play notes BAG (1 2 3)	
	I can sing and clap the rhythm of <i>Mary had a Little Lamb</i>	
	I can play <i>Mary had a Little Lamb</i> on the whistle	
Lesson Three	I can wait for an introduction & play to an accompaniment	
	I can sing the lullaby <i>Bee dty Host</i>	
	I can play the lullaby <i>Bee dty Host</i>	
Lesson Four	I can play notes BAGF#ED (1 2 3 4 5 6)	
	I can improvise with the notes BAGF#ED (1 2 3 4 5 6)	
	I can play the duet part of <i>Bee dty Host</i>	
Lesson Five	I can play <i>Bee dty Host</i> as a duet	
	I can play <i>The Cormorant</i> and/or duet part	
	I can slur notes together	
Lesson Six	I can play notes D'C#BAGF#ED (6' 0 1 2 3 4 5 6)	
	I can play <i>Smuggler's Lullaby</i> and/or duet part	
	I can play <i>f</i> (loud) and <i>p</i> (soft)	

Sources: Mary Had a Little Lamb – nursery rhyme not exclusive to the Isle of Man! Bee dty Host - Manx traditional tune adapted and arranged by Breesha Maddrell. Traa dy Gholl dy Valley - Scottish tune with Manx lyrics adapted by Annie Kissack. All other tunes - Manx traditional. Other Arrangements by Chloë Woolley.

For more information, see www.manxmusic.com